

ROSE: Role-based Signed Network Embedding

Amin Javari
University of Illinois at
Urbana-Champaign
javari2@illinois.edu

Tyler Derr
Michigan State University
derrtyle@msu.edu

Pouya Esmailian
Sharif University of Technology
pouya.esmailian@cs.sharif.edu

Jiliang Tang
Michigan State University
tangjili@msu.edu

Kevin Chen-Chuan Chang
University of Illinois at
Urbana-Champaign
kcchang@illinois.edu

ABSTRACT

In real-world networks, nodes might have more than one type of relationship. Signed networks are an important class of such networks consisting of two types of relations: positive and negative. Recently, embedding signed networks has attracted increasing attention and is more challenging than classic networks since nodes are connected by paths with multi-types of links. Existing works capture the complex relationships by relying on social theories. However, this approach has major drawbacks, including the incompleteness/inaccurateness of such theories. Thus, we propose network transformation based embedding to address these shortcomings. The core idea is that rather than directly finding the similarities of two nodes from the complex paths connecting them, we can obtain their similarities through simple paths connecting their different roles. We employ this idea to build our proposed embedding technique that can be described in three steps: (1) the input directed signed network is transformed into an unsigned bipartite network with each node mapped to a set of nodes we denote as role-nodes. Each role-node captures a certain role that a node in the original network plays; (2) the network of role-nodes is embedded; and (3) the original network is encoded by aggregating the embedding vectors of role-nodes. Our experiments show the novel proposed technique substantially outperforms existing models.

CCS CONCEPTS

• **Information systems** → **World Wide Web**; Information retrieval; *Information systems applications*;

KEYWORDS

Signed networks, Embedding, Network Transformation

ACM Reference Format:

Amin Javari, Tyler Derr, Pouya Esmailian, Jiliang Tang, and Kevin Chen-Chuan Chang. 2020. ROSE: Role-based Signed Network Embedding. In *Proceedings of The Web Conference 2020 (WWW '20)*, April 20–24, 2020, Taipei, Taiwan. ACM, New York, NY, USA, 7 pages. <https://doi.org/10.1145/3366423.3380038>

This paper is published under the Creative Commons Attribution 4.0 International (CC-BY 4.0) license. Authors reserve their rights to disseminate the work on their personal and corporate Web sites with the appropriate attribution.

WWW '20, April 20–24, 2020, Taipei, Taiwan

© 2020 IW3C2 (International World Wide Web Conference Committee), published under Creative Commons CC-BY 4.0 License.

ACM ISBN 978-1-4503-7023-3/20/04.

<https://doi.org/10.1145/3366423.3380038>

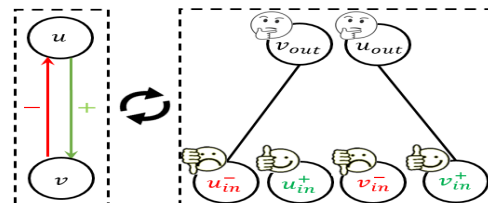


Figure 1: Transformation of a signed network with two nodes to an unsigned bipartite network of role-nodes.

1 INTRODUCTION

Most existing network embedding methods have been designed for networks with only a single edge type [5] and where relations between two nodes implies closeness. Hence, they primarily try to encode an unsigned network in a way that neighboring nodes are closer in the embedding space [5]. However, real-world networks might have more than one link type, i.e., a network can have K types of links where each type represents a different quality of relation between the nodes. Signed networks are an important class of such networks, having two types of links: positive and negative [6, 27].

A variety of social media sites, such as Amazon, Wikipedia, and Epinions can be represented as a signed network where positive signs represent trust, agreement or friendship while negative ones may show distrust, disagreement or enmity. The underlying principles of signed networks can be quite different from those of classic networks due to having both positive and negative links. Therefore, network embedding for signed networks cannot be carried out by simply applying classic embedding models. While embedding of signed networks is challenging, it has the potential to greatly advance network analysis tasks such as link/sign prediction [32].

Recently, signed network embedding has attracted increasing attention [4, 8, 19, 31]. Similar to many embedding models for unsigned networks, these models try to embed the network through finding similarities between nodes assuming connecting paths represent closeness. However, in signed networks path-based similarities are challenging since signed paths can indicate either closeness or distantness. Existing works [4, 8, 19] solve this challenge by relying on two signed social theories, namely balance theory [3, 13] and status theory [23]. However, the general architecture on the way they define similarity between two nodes and the use of social theories is associated with two major challenges. **First**, social theories are incomplete/inaccurate in explaining signed network structure, so models built on them are affected and result in lower quality

embeddings. For example, it has been shown that only around 70% and 65% of triads in real signed networks adhere to status or balance theories [16, 22]. **Second**, classic embedding models aim to capture presence/absence of links while existing signed embedding models only use two of the possible interaction *states*: positive and negative links. Thus, since they ignore link absence (the third interaction state), they can not reconstruct the presence/absence of links well, resulting in low performance in link prediction.

To address these shortcomings, we lay out a new perspective for network embedding denoted as **network transformation based embedding**: if embedding the original network is challenging, it can be transformed into another network for which the embedding task has lower complexity. The transformation can be done by mapping each node in the original network to multiple nodes in the transformed network. Next, the transformed network can be embedded. Finally, the embedding vectors obtained from the transformed network can be aggregated to encode the original network. More specifically, to embed signed networks, we introduce a ROle based Signed network Embedding (ROSE) that bypasses the aforementioned challenges. The underlying idea is to transform the signed network into a bipartite network where each node takes both “user” and “item” roles for which they are the giver and receiver of signed links, respectively. Therefore, each node of a signed network can be modeled by a set of roles, denoted as **role-nodes**, where the relations between role-nodes can be fully captured using *unsigned* links. Then, ultimately this transformed network can utilize the state of the art unsigned embedding technique. Fig. 1 is a toy example of the transformation process

Each role-node captures a certain aspect of a node in the original network. Hence, a comprehensive embedding of a node can be obtained by aggregating the embeddings of their role-nodes. We introduce two aggregation methods, denoted as *fixed aggregation* and *target-aware aggregation*. The fixed aggregation simply concatenates all the role-node embeddings together. The target-aware aggregation is based on a recent deep learning based recommendation model that introduced a model for target dependent encodings of users [34]. Based on this idea, we propose an attention mechanism based model to aggregate the embeddings of role-nodes in which attendance weights are obtained with respect to the target entity. To the best of our knowledge, this is the first work to build target aware embeddings of nodes in a signed network.

We evaluated the proposed embedding model based on sign prediction as well as link prediction tasks. The evaluations were carried out on three real-world datasets: Epinions, Wikipedia, and Slashdot. The results of the experiments confirm that the proposed model significantly outperforms all of the existing methods. Additionally, we show that ROSE has higher flexibility and generalizability compared to the existing models. In summary, the major contribution of the proposed embedding framework is three folds:

- 1) We introduce for the first time the general idea of network transformation based network embedding.
- 2) We propose a novel dedicated network transformation methodology to embed signed networks by transforming them into a bipartite unsigned network that can then utilize any existing state of the art unsigned embedding method to then ultimately obtain node representations for the original signed network.

- 3) We present the first target aware signed network embedding through our proposed attention mechanisms.

2 PRELIMINARIES AND RELATED WORKS

2.0.1 Problem Formulation. Let a graph be defined as $G(V, E)$ with a link type mapping function $\varphi : E \rightarrow A$ where V represents the nodes, E represents the links, and each link $e \in E$ belongs to a link type $\varphi(e) \in A$. In unsigned networks A has only one values, but signed networks have two values: positive and negative. Given the graph G , the task of node encoding is to learn a function $f : V \rightarrow |d|$ that maps each node v to a d -dimensional embedding vector which can be parametrized by the Matrix W with size $|V| * d$.

2.0.2 Unsigned network Embedding. Embedding models can be described as an encoding-decoding framework [12] having four components: 1) A pairwise node similarity function. 2) An encoder function to create embeddings from the similarity function. 3) A decoding function to recover the pairwise node similarities from their embeddings. 4) A loss function that evaluates the reconstructed similarity values. The primary difference in the literature is how the embedding methods define node similarity. However, the shared principle in unsigned similarity functions is that an unsigned path between two nodes indicates their closeness (e.g., as in [10, 26, 28]).

2.0.3 Signed network Embedding. The unsigned similarity functions cannot be directly applied to signed networks because negative edges do not represent closeness. Thus, the challenge in embedding signed networks is how to involve negative edges without hindering positive proximity. Existing methods have sought to capture node similarity using the paths between them at length one, two, or higher order paths.

Single-length paths: A trivial approach to embed signed networks while involving negative links is to embed a node based on its immediate neighbors [14, 29]. This, however, has limited effectiveness because it cannot capture the higher order proximities between nodes. However, capturing global structures in signed networks is challenging, e.g., given a path containing m positive links and n negative links, how can the similarity of the nodes can be defined? Does the path indicate closeness or distantness between the nodes? To aid this previous works used the two signed social theories, namely balance and status, which we define below.

Balance theory [3, 13] defines a cycle to be balanced if there exist an even number of negative links, and unbalanced otherwise. Two such examples in triangles are that of, “A friend of my friend is my friend.” and “An enemy of my friend is my enemy.” *Status theory* [23] in social science states that “the person respected by me should have higher status than me”. Thus, in a signed network, a positive link from node u to v represents the higher status of u than v , while a negative link shows the higher status of u .

Paths of length two: As the above social theories are formed on triangle structures, existing methods [4, 32] have used them to determine whether the signed path is representing closeness or distantness between two nodes. However, these methods do not go beyond paths of length two. As such, they have limited power in capturing global structures.

Longer paths: More recent work has tried to capture longer cycle paths in their embedding process mainly by relying on the extended version of social theories. [19, 35] both run a random walk

on signed networks similar to node2vec algorithm, [9] applied to node relevance and personalized ranking [18] using random walks. Then, a graph convolutional network method for embedding signed networks has been introduced which relies on balance theory [8].

In all, the shared strategy of all these works is that they embed nodes by analyzing the paths between them. If a path indicates closeness, they embed the nodes closer and distance them otherwise. However, to interpret if a path indicates closeness or distantness, they exploit some strong assumptions which naturally induce noise to the embedding process. Also, this strategy does not use a principled way to distant nodes based on the absence of links/paths between them, i.e., it only focuses on capturing positive/negative paths.

3 PROPOSED FRAMEWORK: ROSE

In this section, we describe the structure of ROSE. Based on the drawbacks of the previous works, we outline the following **requirements**: an effective universal network embedding model should be able to 1) capture the higher order connectivity between nodes, 2) take into account the link labels as well as the link structures (presence or absence of links), and 3) do not make assumptions about the origin of the network.

Network transformation based embedding. To address the requirements, we introduce the general notion of network transformation based embedding. Rather than directly finding the similarities of the nodes in the input network, it can be transformed to another network in which we do not encounter the embedding challenges present in the input network. One possible way to do transformation is to define different roles for a node, denoted as “role-nodes”, and build a network of role-nodes in a way that the similarities between role-nodes can be determined by adopting the classic similarity functions. Since each role-node captures a certain aspect of an original node, the embedding vector of a target node can be derived by aggregating the embeddings of the corresponding role-node. In sum, a network transformation based embedding model can be described in three main steps: 1) Network transformation. 2) Embedding the transformed network. 3) Embedding the original network by aggregating the embeddings of the transformed network. By relying on the general idea of network transformation, we propose ROSE. In the following, ROSE is described based on the aforementioned three-step architecture. We then illustrate how ROSE addresses the requirements of the problem.

3.1 Network transformation

The way the role nodes are defined is fundamental to the effectiveness of ROSE. We aim to define the transformation such that similarities between role-nodes can be obtained using classical methods. Note that there can be multiple ways to define the transformation process. Various embedding techniques have been introduced based on different similarity measures. Similarly, different embedding methods can be developed based on the idea of transformation based embedding by creating different transformations. Our transformation idea is inspired by recommender systems. Traditionally, user-item interactions in recommender systems are modeled by a user-item bipartite network. A signed all-to-all connected network can also be viewed as a bipartite network where each node plays a “user” role for the links it creates and plays an “item” role for the

links it receives. Based on this analogy, we capture user/item roles of a node separately through a transformation process.

Step 1: Transformation to a bipartite network. Based on user-item analogy, each node is mapped to two role-nodes, i.e., the node u is mapped to the role-nodes u_{out} and u_{in} where a link from u to v in the original network is modeled as an undirected link between u_{out} and v_{in} . As it can be seen in Fig. 2(a), the input network is transformed to a signed bipartite network [7] with two types of nodes “in” and “out”. However, applying a classic similarity measure on the transformed network is still a challenge due to presence of positive and negative links.

Step 2: Transformation to an unsigned network. We transform the network into an unsigned network by defining new role-nodes. A role-node of type “in” v_{in} is mapped into two role-nodes: v_{in}^+ (or v_{in}^-) representing its role when positive (or negative) links point toward it. Accordingly, a link from u_{out} to v_{in} with label l is modeled as an unlabeled, undirected link between u_{out} and v_{in}^l . This enables us to use the well-established similarity functions to determine the similarities of role-nodes.

Step 3: Augmenting the network. Our strategy is to encode the original network by embedding the transformed network. However, some of the role-nodes may have a very low degree. In particular, role-nodes of type “in-” tend to have a very low degree due to the fact that the number of negative links is often under-represented compared to positive links. According to our results, this can dramatically hinder the accurate embedding of such role-nodes. To solve this, we leverage implicit knowledge about the problem domain. If node u_{out} has connections towards both v_{in}^+ and w_{in}^- , not only it reflects the adjacency between these two role-nodes but also it implies dependence between their opposite role-nodes: v_{in}^- and w_{in}^+ . To bring this knowledge into our embedding process, which can attenuate the sparsity problem, we augment our unsigned network with a set of dummy nodes of type “out”, i.e., for each node of type “out” in the unsigned network with the set of connections $\{v_{in}^{l_1}, v_{in}^{l_2}, \dots, v_{in}^{l_m}\}$, we add a node of type “out-dummy” with the set of connections $\{v_{in}^{l'_1}, v_{in}^{l'_2}, \dots, v_{in}^{l'_m}\}$ where l' is the inverse of l , i.e., if l is “-”, l' is “+” and vice versa.

Summary of transformation. In sum, $G(V, E)$ is transformed to a bipartite unsigned graph $G_u(V_u, E_u)$ where $|V| = 4|V_u|$, $|E| = 2|E_u|$, i.e., a node $u \in V$ is mapped to four role-nodes in V_r : 1) u_{out} which initiates a link, 2) u_{out}^{dummy} which initiates a dummy link, 3) u_{in}^+ which receives a positive link, and 4) u_{in}^- which receives a negative link. And a link $e_{u,v}$ with the label l is transformed to links e_{u_{out}, v_{in}^l} and $e_{u_{out}^{dummy}, v_{in}^{l'}}$. Fig. 2 depicts a toy example describing the process. It should be noted that the transformation is lossless, i.e., $G(V, E)$ can be fully reconstructed from $G_u(V_u, E_u)$.

3.2 Embedding the original network

Analogous to unsigned networks, the links between role-nodes indicates their closeness. Hence, a classic embedding model can be used to embed role-nodes. We employ node2vec [10]. Note that more advanced embedding models [5, 33] can be used/developed for this purpose. However, in this paper, our focus is on introducing the structure of ROSE. Once having the embeddings of role-nodes, a node’s embedding is created by aggregating the embeddings of

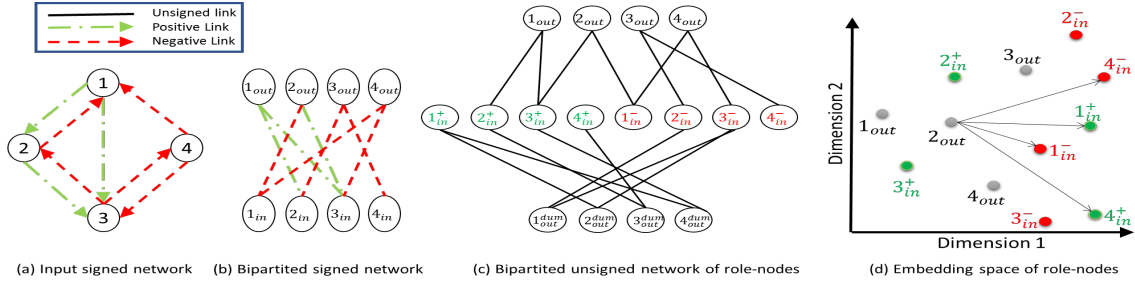


Figure 2: Transformation process of the input signed network to the network of role-node.

the corresponding role-nodes. In the following, we introduce two different aggregation models.

Fixed Aggregation. Each of the roles represents a certain perspective/role of a node in the original network. In general, if there are multiple representations of an entity, we can concatenate them or linearly combine them to build a unified representation. Accordingly, a straight forward way to build a comprehensive and unified embedding of a node is to concatenate the embedding vectors of the corresponding role-nodes. As such, the fixed representation of node u can be defined as $W_u = W_{u_{out}} || W_{u_{in}^+} || W_{u_{in}^-}$ in which $||$ represents concatenation. Note that dummy role-nodes are not used in the aggregation process. In fact, “out-dummy” role nodes are inverses of the role nodes of type “out” and do not add extra knowledge about the representations of the original nodes.

Target Aware Aggregation. One important application of graph embedding is to use the embedding vectors to predict the pairwise interactions of nodes, e.g., link prediction. Intuitively, for such tasks, it is more accurate to encode the given initiator node with respect to the target entity. In fact, the idea of target-aware profiling is the basis for most of the recommendation models. For example, in item-based collaborative filtering, to predict the rating of a user towards an item, her previous ratings are aggregated in a weighted way because not all of her interactions are equally important in reflecting her taste towards the item [36]. Typically, the weight of a rating is determined based on the similarity of the corresponding item to the target item [34].

Inspired by recommender systems, we introduce a target-aware embedding technique by proposing a target-aware aggregation model. To the best of our knowledge, the existing techniques build only fixed embeddings. In our framework, intuitively predicting the pairwise interaction from u to v depends on the “out” role node of u and “in” role nodes of v . We propose that “out” role-node of u can be embedded according to v which is denoted by $W_{u_{out}^v}$. Having $W_{u_{out}^v}$, the target dependent embedding of u w.r.t. v is defined as $W_u^v = W_{u_{out}^v} || W_u$. Indeed, we concatenate the fixed embedding of u with a component that depends on the target entity to build its target-aware embedding. To build $W_{u_{out}^v}$, we design an attention mechanism. We suggest that $W_{u_{out}^v}$ can be obtained by attending to the neighbors of u_{out} based on their relevancy to the target entity v . More formally, $W_{u_{out}^v}$ is defined as:

$$W_{u_{out}^v} = \sum_{s_{in}^l \in N(u_{out})} [e(s_{in}^l, v) W_{s_{in}^l}],$$

where $e(s_{in}^l, v)$ is the importance weight of s_{in} w.r.t. v and $N(u_{out})$ is the set of role-nodes connected to u_{out} . To estimate the importance weights, we introduce an unsupervised attention model. The intuition behind the model is that the “in” role-nodes of two nodes are more related if they are more tightly connected in the network. Note that we do not take into account the labels of connections to find the relevancy of two nodes. To systematically implement the idea, given the target signed network, we assume the links are unsigned and transform it to a bipartite network where the obtained network has two types of role-nodes: “in” and “out”. Next, the transformed network is embedded using node2vec. Finally, $att(s_{in}^l, v)$ is defined as follows:

$$att(s_{in}^l, v) = \sigma(W_{s_{in}}, W_{v_{in}}) = \frac{1}{1 + \exp(-W_{s_{in}} \cdot W_{v_{in}})}.$$

In fact, this weight determines how tightly s and v are connected in terms of the nodes that rated them regardless of the rating values.

3.3 Model Justification

We outline three main requirements for an effective signed embedding technique. ROSE fulfills the requirements. 1) Unlike existing models, ROSE does not rely on any assumption about the origin of the network. 2) To obtain the embedding of role-nodes, we use a random walk based model to ensure the obtained embeddings capture the higher order proximities. 3) The model preserves both link labels and link structures. To address the sign/link prediction tasks the embeddings from ROSE can be fed to a nonlinear function trained by a method like MLP to determine the target interaction state. In fact, the embeddings of role-nodes contain **major patterns** that can aid to fully reconstruct the graph. We encode the role-nodes in a way that if a link with label l exists from u to v , $W_{u_{out}}$ has higher proximity to $W_{v_{in}^l}$ than $W_{v_{in}^{l'}}$. And if there is no link from u to v , $W_{u_{out}}$ is expected to have low proximities to both $W_{v_{in}^l}$ and $W_{v_{in}^{l'}}$. As such, having a function to find the similarities of embeddings, the label of the link from u to v is expected to be l if the proximity of $W_{u_{out}}$ to $W_{v_{in}^l}$ is greater than its proximity to $W_{v_{in}^{l'}}$. And if $W_{u_{out}}$ has low similarity to both $W_{v_{in}^+}$ and $W_{v_{in}^-}$ it indicates absence of link. Moreover, we observe other interesting patterns in our experiments, which will be discussed in the experiments section. In addition to addressing the requirements of the problem, the proposed framework creates an avenue to make a connection between the recommender systems and signed networks contexts. Lastly, the proposed model is quite generalizable. Since the model

does not rely on any assumption specific for signed networks, it can be generalized for networks with multi-type of links.

4 EXPERIMENTS

We conducted experiments to verify the effectiveness of the proposed framework and the ideas behind the model. The experiments are focused on answering two key questions:

- **RQ1:** How do the proposed embedding frameworks perform when compared to the state of the art models in terms of link-label prediction and link prediction tasks?
- **RQ2:** What is the interpretation of the embeddings obtained from the network of role-nodes?

Datasets: Three real-world datasets were used in the experiments: Epinions [11], WikiElection [2], and Slashdot [21] which have been used in previous works [27]. *WikiElection:* In Wikipedia election, users may give positive or negative votes for the promotion of other users as administrator. WikiElection dataset is the signed network obtained from users’ votes for elections of administrators. *Epinions:* Epinions was an online product review site. Users can express positive or negative votes to other users regarding the trustworthiness of their reviews; this dataset is from the positive/negative votes between users. *Slashdot:* Slashdot dataset is also obtained from an online service (technology news website) where users can share comments and flag each other as friend or foe. The flags indicate approval or disapproval of comments. Analogous to Epinions, Slashdot dataset models the interactions of users using a signed network. Statistics of the datasets are given in Tab. 1.

4.1 Performance of the proposed model (RQ1)

In this experiment, we compared the performance of ROSE with four recently introduced signed network embedding models on two tasks: sign prediction and link prediction. Moreover, we compared the target dependent variant of ROSE denoted as **ROSE-UAT** with the fixed variant represented by **ROSE** on both of the tasks. AUC (Area Under the Curve) was used as the evaluation metric.

The following is the list of the models used in this experiment. **SIDE** is a random walk based approach that aims to capture global structures in the embedding process [19]. **BESIDE** aims to use both balance and status theories in a complementary manner to encode signed networks[4]. **SiNE** is a deep learning based framework that performs based on undirected networks. The main principle behind the model is that “users should sit closer to their friends than their foes” [32]. **SIGNet** is also a random-walk based model that maintains structural balance using targeted negative sampling. [14].

Evaluation: In our datasets, the number of negative edges is much smaller than the positive links. Thus, comparing methods based on their original test set accuracy could be misleading, especially for sign prediction. Thus, analogous to previous works [4, 22], we balanced the datasets by randomly removing positive links and used 5-fold cross-validation for our experiments. The baselines were evaluated based on the source-codes released by their authors. The embedding dimension for all of the models was set to 30.

Sign Prediction: Sign prediction [11, 15] is the major task that has been used to evaluate encoding models in previous works. The Tab. 2 shows the AUC of the models on three datasets. First,

Table 1: Datasets statistics.

	Nodes	Edges	+Edges	-Edges
WikiElection	7118	103747	78.7%	21.2%
Epinions	119217	841200	85.0%	15.0%
Slashdot	82144	549202	77.4%	22.6%

we notice ROSE-UAT and ROSE outperform all the baselines. For example, ROSE-UAT outperforms BESIDE by 1.6%, 0.8%, and 2% in terms of AUC on WikiElection, Slashdot, and Epinions datasets, respectively. The higher accuracy of ROSE can be attributed to its effectiveness in addressing the requirements of the problem. Additionally, we observe ROSE-UAT perform better than ROSE. In fact, encoding the nodes with respect to a target entity helps to better analyze the interactions of the node and the entity.

Link Prediction: Although link prediction is an important task in network mining [24], previous works have not evaluated their models based on link prediction task. To evaluate the models for the link prediction task, we first fed the training graph to the models and obtained the node encodings. Next, we created training and test sets. Each data instance in the training/test sets is the concatenation of the encoding vectors of a node pair (W_u, W_v) and the label of the instance is 1 if there is a link from u to v and 0 otherwise. In both training and test sets, 50% of instances have label 1 and 50% of them have label 0. The node pairs with 0 label were randomly selected. The training set obtained from each embedding method was fed to a multi-layer perceptron classifier, and the AUC of the trained model was obtained based on the test set. Tab. 2 shows the results of the experiments. As it can be seen, ROSE has superior performance than the baseline models on all but one of the datasets since the model systematically differentiates the three different interaction-states between nodes in its embedding process.

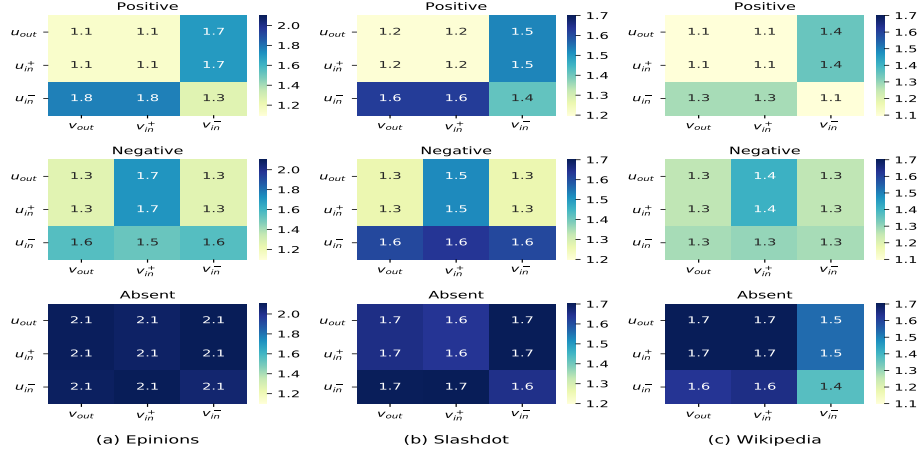
4.2 Interpretation of the encodings of role-nodes (RQ2)

Given nodes u as initiator and v as receiver, three interaction-states can be considered between them: absence of link, positive link and negative link. We introduced the major pattern extracted from the distance/similarity of the encoding vectors of u and v that can aid to determine the interaction type between them. We investigated the existence of such patterns. Fig. 3, shows the average distance of different encoding components of a node pair (u, v) as a function of the interaction-state between them. For example, in Slashdot dataset if the link is positive the average distance of $W_{u_{out}}$ from $W_{v_{in}^+}$ denoted as $d_{avg}(u_{out}, v_{in}^+)$ is 1.2. The average distances of the components are consistent with the introduced major patterns. If the link from u to v is positive, $d(u_{out}, v_{in}^+)$ is expected to be smaller than $d(u_{out}, v_{in}^-)$. For example, for a positive link in Epinions, $d_{avg}(u_{out}, v_{in}^+)$ is 1.1 while $d_{avg}(u_{out}, v_{in}^-)$ is 1.7. Moreover, we observe that if there is a link from u to v , $d_{avg}(u_{out}, v_{in}^-) + d_{avg}(u_{out}, v_{in}^+)$ is smaller than the case when there is no link. For example, in Slashdot, $d_{avg}(u_{out}, v_{in}^-) + d_{avg}(u_{out}, v_{in}^+)$ is 3.3 if there is no link from u to v and it is 2.75 if there is a link. In addition to the major pattern, we observe four other patterns. We name these patterns as **implicit patterns** because our model has not targeted to extract them.

First, if the sign of the link from u to v is positive, *similar* nodes rate them similarly and if it is negative, *similar* nodes rate them with

Table 2: AUC of the proposed model (ROSE) and the baseline methods on the WikiElection, Slashdot and Epinions datasets.

Model	Sign Prediction			Link Prediction		
	WikiElection	Slashdot	Epinions	WikiElection	Slashdot	Epinions
SIDE	0.7986	0.8815	0.8672	0.9184	0.9342	0.9314
BESIDE	0.8953	0.9012	0.9342	0.9092	0.9265	0.9397
SiNE	0.8632	0.8680	0.8543	0.5833	0.5983	0.6488
SIGNET	0.8943	0.8997	0.9181	0.9099	0.8862	0.9205
ROSE	0.9091	0.9082	0.9533	0.9418	0.9357	0.9403
ROSE-UAT	0.9116	0.9095	0.9547	0.9426	0.9391	0.9444

**Figure 3: The average pairwise distance of the encoding vectors of the role-nodes of a node pair (u, v) for different interaction-types between them: positive link, negative link, and absence of a link.**

different signs. In fact, the smaller distance between the embeddings of the role-nodes of type “in+” and of type “in-” of two nodes means that they were rated by similar nodes similarly. For example, in Epinions dataset $d_{avg}(u_{in}^+, v_{in}^+)$ and $d_{avg}(u_{in}^-, v_{in}^-)$ are 1.1 and 1.3 respectively when the sign of the edge from u to v is positive while those distances are 1.7 and 1.6 respectively when the edge sign is negative. It can be said this pattern is aligned with balance theory, i.e., the triangle structures described in balance theory can be regarded as a special case of this pattern [20]. **Second**, u and v rate *similar* nodes more similarly when there is a positive link between them than when there is a negative link connecting them. The smaller distance values between the embeddings of the role-nodes of type “out” of two nodes indicate that they have rated similar nodes similarly. As it can be seen, $d_{avg}(u_{out}, v_{out})$ is smaller when there is a positive link from u to v . Again, balance theory can be regarded as the special case of this pattern. **Third**, the signs of the link between two nodes in different directions are correlated. $d_{avg}(v_{out}, u_{in}^+) - d_{avg}(v_{out}, u_{in}^-)$ is smaller when there is a positive link from u to v than when there is a negative link. This pattern is contradictory to status theory. **Fourth**, the average distance between the embeddings of the role-nodes of two nodes is quite larger when there is no link between them than when there is a link. A large distance between the embeddings of two nodes implies they are not tightly connected and belong to different clusters.

5 CONCLUSION

In general, existing models for embedding signed networks build their models upon path-based similarity measures where social

theories are used to define such similarity measures. However, this structure to build embedding models faces major challenges. 1) Social theories do not accurately explain the structure of signed networks. 2) The models built based on this structure mainly focus on link labels and neglect capturing presence/absence of links. In order to address these challenges, we introduced a novel network transformation based embedding framework denoted as ROSE, which relies on transforming the original network to an unsigned bipartite network. To the best of our knowledge, this is the first paper to propose the idea of network transformation based embedding. Also, it is capable of encoding nodes with respect to a target entity. Our experiments confirmed that the model outperforms the state of the art models. Moreover, the model is generalizable to networks with more than two types of connections. We plan to investigate ideas of how to use network transformation based embedding. Also, it is capable of encoding nodes with respect to a target entity. Our experiments confirmed that the model outperforms the state of the art models. Moreover, the model is generalizable to networks with more than two types of connections. We plan to investigate ideas of how to use network transformation based embedding. Also, it is capable of encoding nodes with respect to a target entity. Our experiments confirmed that the model outperforms the state of the art methods being developed for simple graphs.

ACKNOWLEDGMENTS

This material is based upon work supported by the National Science Foundation (NSF) IIS 16-19302 and IIS 16-33755, Zhejiang University ZJU Research 083650, Futurewei Technologies HF2017060011 and 094013, UIUC OVCR CCIL Planning Grant 434S34, UIUC CSBS Small Grant 434C8U, and Advanced Digital Sciences Center Faculty Grant. In addition, Tyler Derr and Jiliang Tang are supported by NSF IIS 1845081. Any opinions, findings, and conclusions or recommendations expressed in this publication are those of the author(s) and do not necessarily reflect the views of the funding agencies.

REFERENCES

- [1] Antoine Bordes, Nicolas Usunier, Alberto Garcia-Duran, Jason Weston, and Oksana Yakhnenko. 2013. Translating embeddings for modeling multi-relational data. In *Advances in neural information processing systems*. 2787–2795.
- [2] Moira Burke and Robert Kraut. 2008. Mopping up: modeling wikipedia promotion decisions. In *Proceedings of the 2008 ACM conference on Computer supported cooperative work*. 27–36.
- [3] Dorwin Cartwright and Frank Harary. 1956. Structural balance: a generalization of Heider's theory. *Psychological review* 63, 5 (1956), 277.
- [4] Yiqi Chen, Tieyun Qian, Huan Liu, and Ke Sun. 2018. Bridge: Enhanced Signed Directed Network Embedding. In *Proceedings of the 27th ACM International Conference on Information and Knowledge Management*. ACM, 773–782.
- [5] Peng Cui, Xiao Wang, Jian Pei, and Wenwu Zhu. 2018. A survey on network embedding. *IEEE Transactions on Knowledge and Data Engineering* 31, 5 (2018), 833–852.
- [6] Tyler Derr. 2020. Network Analysis with Negative Links. In *Proceedings of the 13th International Conference on Web Search and Data Mining (WSDM '20)*.
- [7] Tyler Derr, Cassidy Johnson, Yi Chang, and Jiliang Tang. 2019. Balance in Signed Bipartite Networks. In *Proceedings of the 28th ACM International Conference on Information and Knowledge Management*. 1221–1230.
- [8] Tyler Derr, Yao Ma, and Jiliang Tang. 2018. Signed graph convolutional networks. In *2018 IEEE International Conference on Data Mining (ICDM)*. IEEE, 929–934.
- [9] Tyler Derr, Chenxing Wang, Suhang Wang, and Jiliang Tang. 2018. Relevance measurements in online signed social networks. In *In Proceedings of the 14th International Workshop on Mining and Learning with Graphs (MLG)*.
- [10] Aditya Grover and Jure Leskovec. 2016. node2vec: Scalable feature learning for networks. In *Proceedings of the 22nd ACM SIGKDD international conference on Knowledge discovery and data mining*. ACM, 855–864.
- [11] Ramanathan Guha, Ravi Kumar, Prabhakar Raghavan, and Andrew Tomkins. 2004. Propagation of trust and distrust. In *Proceedings of the 13th international conference on World Wide Web*. 403–412.
- [12] William L Hamilton, Rex Ying, and Jure Leskovec. 2017. Representation learning on graphs: Methods and applications. *arXiv preprint arXiv:1709.05584* (2017).
- [13] Fritz Heider. 1946. Attitudes and cognitive organization. *The Journal of psychology* 21, 1 (1946), 107–112.
- [14] Mohammad Raihanul Islam, B Aditya Prakash, and Naren Ramakrishnan. 2018. Signet: Scalable embeddings for signed networks. In *Pacific-Asia Conference on Knowledge Discovery and Data Mining*. Springer, 157–169.
- [15] Amin Javari and Mahdi Jalili. 2014. Cluster-based collaborative filtering for sign prediction in social networks with positive and negative links. *ACM Transactions on Intelligent Systems and Technology (TIST)* 5, 2 (2014), 1–19.
- [16] Amin Javari, HongXiang Qiu, Elham Barzegaran, Mahdi Jalili, and Kevin Chen-Chuan Chang. 2017. Statistical Link Label Modeling for Sign Prediction: Smoothing Sparsity by Joining Local and Global Information. In *2017 IEEE International Conference on Data Mining (ICDM)*. IEEE, 1039–1044.
- [17] Rodolphe Jenatton, Nicolas L Roux, Antoine Bordes, and Guillaume R Obozinski. 2012. A latent factor model for highly multi-relational data. In *Advances in neural information processing systems*. 3167–3175.
- [18] Jinhong Jung, Woojeong Jin, Lee Sael, and U Kang. 2016. Personalized ranking in signed networks using signed random walk with restart. In *2016 IEEE 16th International Conference on Data Mining (ICDM)*. IEEE, 973–978.
- [19] Junghwan Kim, Haekyu Park, Ji-Eun Lee, and U Kang. 2018. Side: Representation learning in signed directed networks. In *Proceedings of the 2018 World Wide Web Conference on World Wide Web*. International World Wide Web Conferences Steering Committee, 509–518.
- [20] Alec Kirkley, George T Cantwell, and MEJ Newman. 2019. Balance in signed networks. *Physical Review E* 99, 1 (2019), 012320.
- [21] Cliff AC Lampe, Erik Johnston, and Paul Resnick. 2007. Follow the reader: filtering comments on slashdot. In *Proceedings of the SIGCHI conference on Human factors in computing systems*. 1253–1262.
- [22] Jure Leskovec, Daniel Huttenlocher, and Jon Kleinberg. 2010. Predicting positive and negative links in online social networks. In *Proceedings of the 19th international conference on World wide web*. ACM, 641–650.
- [23] Jure Leskovec, Daniel Huttenlocher, and Jon Kleinberg. 2010. Signed networks in social media. In *Proceedings of the SIGCHI conference on human factors in computing systems*. ACM, 1361–1370.
- [24] David Liben-Nowell and Jon Kleinberg. 2007. The link-prediction problem for social networks. *Journal of the American society for information science and technology* 58, 7 (2007), 1019–1031.
- [25] Maximilian Nickel, Volker Tresp, and Hans-Peter Kriegel. 2011. A three-way model for collective learning on multi-relational data. In *Proceedings of the 28th International Conference on International Conference on Machine Learning*. 809–816.
- [26] Mingdong Ou, Peng Cui, Jian Pei, Ziwei Zhang, and Wenwu Zhu. 2016. Asymmetric transitivity preserving graph embedding. In *Proceedings of the 22nd ACM SIGKDD international conference on Knowledge discovery and data mining*. ACM, 1105–1114.
- [27] Jiliang Tang, Yi Chang, Charu Aggarwal, and Huan Liu. 2016. A survey of signed network mining in social media. *ACM Computing Surveys (CSUR)* 49, 3 (2016), 42.
- [28] Daixin Wang, Peng Cui, and Wenwu Zhu. 2016. Structural deep network embedding. In *Proceedings of the 22nd ACM SIGKDD international conference on Knowledge discovery and data mining*. ACM, 1225–1234.
- [29] Hongwei Wang, Fuzheng Zhang, Min Hou, Xing Xie, Minyi Guo, and Qi Liu. 2018. Shine: Signed heterogeneous information network embedding for sentiment link prediction. In *Proceedings of the Eleventh ACM International Conference on Web Search and Data Mining*. ACM, 592–600.
- [30] Quan Wang, Zhendong Mao, Bin Wang, and Li Guo. 2017. Knowledge graph embedding: A survey of approaches and applications. *IEEE Transactions on Knowledge and Data Engineering* 29, 12 (2017), 2724–2743.
- [31] Suhang Wang, Charu Aggarwal, Jiliang Tang, and Huan Liu. 2017. Attributed signed network embedding. In *Proceedings of the 2017 ACM on Conference on Information and Knowledge Management*. ACM, 137–146.
- [32] Suhang Wang, Jiliang Tang, Charu Aggarwal, Yi Chang, and Huan Liu. 2017. Signed network embedding in social media. In *Proceedings of the 2017 SIAM international conference on data mining*. SIAM, 327–335.
- [33] Zonghan Wu, Shirui Pan, Fengwen Chen, Guodong Long, Chengqi Zhang, and Philip S Yu. 2019. A comprehensive survey on graph neural networks. *arXiv preprint arXiv:1901.00596* (2019).
- [34] Feng Xue, Xiangnan He, Xiang Wang, Jiandong Xu, Kai Liu, and Richang Hong. 2019. Deep Item-based Collaborative Filtering for Top-N Recommendation. *ACM Transactions on Information Systems (TOIS)* 37, 3 (2019), 33.
- [35] Shuhan Yuan, Xintao Wu, and Yang Xiang. 2017. SNE: signed network embedding. In *Pacific-Asia conference on knowledge discovery and data mining*. Springer, 183–195.
- [36] Shuai Zhang, Lina Yao, Aixin Sun, and Yi Tay. 2019. Deep learning based recommender system: A survey and new perspectives. *ACM Computing Surveys (CSUR)* 52, 1 (2019), 5.